



# Rio

## SPECIFICATION

SPECIFICATION	RIO '1'	RIO '2'	RIO DOMINO	RIO GRAPHITE
<b>EXTERIOR FEATURES</b>				
14" Steel Wheels (175 / 70 R14)	✓	-	-	-
14" Alloy Wheels (185 / 65 R14)	-	✓	✓	-
15" Alloy Wheels (195 / 55 R15)	-	-	-	✓
Full Wheel Covers	✓	-	-	-
Temporary Spare Wheel	✓	-	-	-
Full-size Spare Wheel	-	✓	✓	✓
Chrome Front Grille	✓	✓	✓	✓
Black Bezel Headlights	✓	✓	✓	✓
Front Fog Lights	-	-	✓	✓
Tinted Glass	✓	✓	✓	✓
Speed Variable Front Wipers	✓	✓	✓	✓
Rear Wiper/Washer	✓	✓	✓	✓
Heated Rear Window	✓	✓	✓	✓
Body Coloured Bumpers	✓	✓	✓	✓
Black Door Mirrors	✓	-	-	-
Body Coloured Door Mirrors	-	✓	✓	✓
Manually Adjustable Door Mirrors	✓	✓	✓	-
Electrically Adjustable Door Mirrors	-	-	-	✓
Heated Door Mirrors	-	-	-	✓
Door Mirrors with Integrated LED Indicator Lights	-	-	-	✓
Black Exterior Door Handles	✓	-	-	-
Body Coloured Exterior Door Handles	-	✓	✓	✓
Body Coloured Waistline Mouldings	✓	✓	✓	✓
Black High-gloss Lower Bumper Garnish (front/rear )	✓	✓	✓	✓

Key: Standard = ✓ | Not available = - | Option - Available at extra cost = OPT

SPECIFICATION	RIO '1'	RIO '2'	RIO DOMINO	RIO GRAPHITE
<b>INTERIOR FEATURES</b>				
Grey Cloth Upholstery	✓	-	-	-
Grey and Black Cloth Upholstery	-	✓	✓	-
Premium Black Upholstery with Red Stitching	-	-	-	✓
60:40 Split Folding 2nd Row Seats	✓	✓	✓	✓
Air Conditioning	-	✓	✓	✓
4-Speed Ventilation Fan	✓	✓	✓	✓
All-round Electric Windows with Driver's Auto Down Function	-	✓	✓	✓
Driver's Seat Height Adjuster	-	✓	✓	✓
Driver's Armrest	-	✓	✓	✓
Front Seatback Pockets	-	✓	✓	✓
All-round Height Adjustable Head Rests	✓	✓	✓	✓
Tilt Steering Wheel Adjustment	✓	✓	✓	✓
Leather Trimmed Steering Wheel	-	-	-	✓
Leather Trimmed Gearshift	-	-	-	✓
Front Cabin Map Light	✓	✓	✓	✓
Centre Cabin Light	✓	✓	✓	✓
Luggage Area Light	✓	✓	✓	✓
Tachometer	✓	✓	✓	✓
Deluxe Instrument Cluster	-	✓	✓	✓
Eco-Shift Indicator (Manual Petrol Models Only)	✓	✓	✓	✓
Digital clock	✓	✓	✓	✓
Metallic Finish Interior Door Handles	-	-	-	✓
Front Door Map Pockets	✓	✓	✓	✓
Glovebox	✓	✓	✓	✓
Cup Holder - Centre Console (x2)	✓	✓	✓	✓
Sunvisors with Vanity Mirrors	✓	✓	✓	✓
3 x Passenger Assist Grips	✓	✓	✓	✓

SPECIFICATION	RIO '1'	RIO '2'	RIO DOMINO	RIO GRAPHITE
<b>INTERIOR FEATURES</b> <i>(continued)</i>				
Luggage Area Parcel Shelf	✓	✓	✓	✓
Luggage Net Hooks	✓	✓	✓	✓
Front Console 12v Power Socket	✓	✓	✓	✓
Metal Pedals	-	-	-	✓
<b>AUDIO</b>				
RDS Radio/CD Audio with MP3 Disc Compatibility	✓	✓	✓	✓
4 Speaker System	✓	✓	✓	✓
USB & AUX Ports	✓	✓	✓	✓
iPod Cable	-	-	✓	-
<b>SAFETY AND SECURITY</b>				
Twin Front Airbags	✓	✓	✓	✓
Front Passenger Airbag Cut-off Switch	✓	✓	✓	✓
Twin Side Airbags (Front)	-	✓	✓	✓
Twin Full-length Curtain Airbags	-	✓	✓	✓
Anti-lock Braking System (ABS) with Electronic Brakeforce Distribution (EBD)	✓	✓	✓	✓
Electronic Stability Control (2011 models only)	✓	✓	✓	✓
Brake Assist System (2011 models only)	✓	✓	✓	✓
ISOFIX Child Seat Top Tethers & Anchor Fixings	✓	✓	✓	✓
All-round 3-Point Seatbelts	✓	✓	✓	✓
Front Seatbelt Pre-tensioners & Load-limiters	✓	✓	✓	✓
Height Adjustable Front Seatbelts	-	✓	✓	✓
Remote Central Door Locking with Fold-away Key	-	✓	✓	✓
Alarm System	-	✓	✓	✓
Engine Immobiliser	-	✓	✓	✓
Child Safety Rear Door Locks	✓	✓	✓	✓
Locking Wheel Nuts	-	✓	✓	✓
Side Impact Protection System	✓	✓	✓	✓

# TECHNICAL INFORMATION

	1.4 Petrol		1.5 CRDi
	5 Speed Manual	4 Speed Automatic	5 Speed Manual
<b>ENGINE</b>			
Displacement (cc)	1,399	1,399	1,493
Bore & Stroke (mm)	75.5 x 78.1	75.5 x 78.1	75 x 84.5
Compression Ratio	10.0	10.0	17.8
Max Power (bhp @ rpm)	96 @ 6,000	96 @ 6,000	109 @ 4,000
Max Power (kw @ rpm)	71 @ 6,000	71 @ 6,000	81 @ 4,000
Torque (Nm @ rpm)	125 @ 4,700	125 @ 4,700	235 @ 1,900 - 2,750
Torque (lbs ft @ rpm)	93 @ 4,700	93 @ 4,700	173 @ 1,900 - 2,750
0-60mph in Seconds	11.9	14.4	11.1
Top Speed mph (kph)	108 (173)	104 (168)	109 (176)
<b>TRANSMISSION</b>			
Gear Ratio	5 Speed Manual	4 Speed Automatic	5 Speed Manual
1st	3.615	2.846	3.615
2nd	2.045	1.581	1.962
3rd	1.37	1.000	1.189
4th	1.036	0.685	0.844
5th	0.839	-	0.66
Reverse	3.545	2.176	3.583
Final Gear Ratio	4.059	4.041	3.706
<b>BODYSTYLE &amp; SEATS</b>			
Bodystyle	5 Dr Hatchback		
Seating Configuration	5 Seats (2+3)		
<b>SUSPENSION, STEERING &amp; BRAKES</b>			
Front Suspension	MacPherson Strut with Stabiliser		
Rear Suspension	Coupled Torsion Beam Axle		
Steering System	Rack & Pinion Type with Power Assistance		
Steering Wheel Lock to Lock Turns	3.1		
Minimum Turning Radius (m)	4.92		

	1.4 Petrol		1.5 CRDi
	5 Speed Manual	4 Speed Automatic	5 Speed Manual
<b>SUSPENSION, STEERING &amp; BRAKES</b> <small>(continued)</small>			
Front Brakes	Discs		
Rear Brakes	Drums		
<b>DIMENSIONS</b> (mm)			
Overall Length	3,990		
Overall Width	1,695		
Overall Height	1,470		
Wheelbase	2,500		
Headroom 1st / 2nd Row	1,005 / 960		
Legroom 1st / 2nd Row	1,085 / 870		
<b>WEIGHTS &amp; CAPACITIES</b>			
Luggage Capacity Litres (Seats in Position)	270		
Luggage Capacity Litres (Seats Folded)	1,145		
Min Kerb Weight (kg)	1,154	1,176	1,221
Max Kerb Weight (kg)	1,244	1,266	1,311
Gross Vehicle Weight (kg)	1,580	1,600	1,650
Max Tow Weight (kg) Braked	1,100	700	1,100
Unbraked	453		
Tow Ball Weight (kg)	50		
Max Roof Weight (kg)	75		
Fuel Tank Capacity (litres)	45		
<b>FUEL CONSUMPTION MPG (l/100km) &amp; EMISSIONS</b>			
Urban	38.7 (7.3)	30.7 (9.2)	52.3 (5.4)
Extra Urban	55.4 (5.1)	50.4 (5.6)	68.9 (4.1)
Combined	47.9 (5.9)	40.4 (7.0)	62.8 (4.5)
CO <sub>2</sub> Emissions (g/km)	139	165	119
<b>INSURANCE RATINGS 1-50</b>			
Rio '1'	12	-	16
Rio '2'	13	13	17
Rio Domino	13	13	17
Rio Graphite	13	-	17
<b>SERVICE INTERVALS</b>			
	10,000m / 1 year whichever is sooner		12,500 miles / 1 year whichever is sooner




# MODEL COMPARISON

EXTERIOR COLOURS	RIO '1'	RIO '2'	RIO DOMINO	Rio GRAPHITE
Clear White (Solid)	✓	✓	✓	-
Clear Silver (Metallic)	✓	✓	-	-
Midnight Black (Metallic)	✓	-	✓	-
Tropical Red (Metallic)	-	✓	-	-
Sapphire Blue (Metallic)	-	✓	-	-
Titanium Silver (Metallic)	-	-	-	✓

## CLOTH

			
	Grey Upholstery	Grey and Black Upholstery	Premium Black Upholstery

## WHEELS

			
	14\" Steel Wheels with Full Cover	14\" Alloy Wheels	15\" Alloy Wheels

Metallic and mica paint available at extra cost. Ask your Kia dealer for details.

## KIA WARRANTY

Over the years, Kia has become one of the most successful car manufacturers in Europe. The key to our success? We give our customers that little bit extra: better service by qualified technicians, regular product innovation and superior warranty coverage.

### 7 YEAR VEHICLE WARRANTY

Our high quality standards are what make superior warranty coverage possible: 3 year/unlimited mileage and 4-7 year/100,000 mile full manufacturer warranty. For full warranty coverage including terms and conditions please refer to your Kia dealer.

### 7 YEAR ANTI-PERFORATION WARRANTY

Your new Kia Rio comes with a 7 year/100,000 mile anti-perforation warranty. An annual bodywork inspection is required, for which a charge may apply.



Kia is actively involved with major sporting events around the world, sponsoring the renowned Australian Open and the 2010 FIFA World Cup as well as individuals such as tennis sensation Rafael Nadal.

Kia Motors (UK) Limited,  
2 The Heights, Brooklands, Weybridge, Surrey, KT13 0NY  
Freephone: 0800 775 777  
www.kia.co.uk

Images are for illustrative purposes only and may not be to UK specification. All information and illustrations are based on data available at the time of publication and are subject to change without notice. Contact your local Kia dealer for current information.